

## **Instructions for making payment through SBI Collect.**

Payment of Registration fee has to be made through SBI Collect facility using Internet banking, Credit cards or Debit cards.

Follow the Instructions given below for making your payments.

Steps to be followed:

- Access [www.onlinesbi.com/sbicollect/icollecthome.htm](http://www.onlinesbi.com/sbicollect/icollecthome.htm)
- Click on State Bank Collect
- Click Checkbox to accept 'Terms & conditions'
- Then click on 'Proceed'
- Select State as 'Tamilnadu'
- Select Type of Category as 'Educational nstitutions'
- Click on 'Go'
- Select the Name of the institution as "CONFERENCE AND WORKSHOP NIT TRICHY"
- Select the payment category as **“INTERNATIONAL CONFERENCE - IMICPW19 (ECE DEPT)”**
- On the next screen, Enter Name of Registered authors, Number of paper submitted by first author, Paper ID, Registration category, Payment amount etc.

and in the bottom portion of the page Enter Name, Date of Birth, mobile number for reprinting receipt.

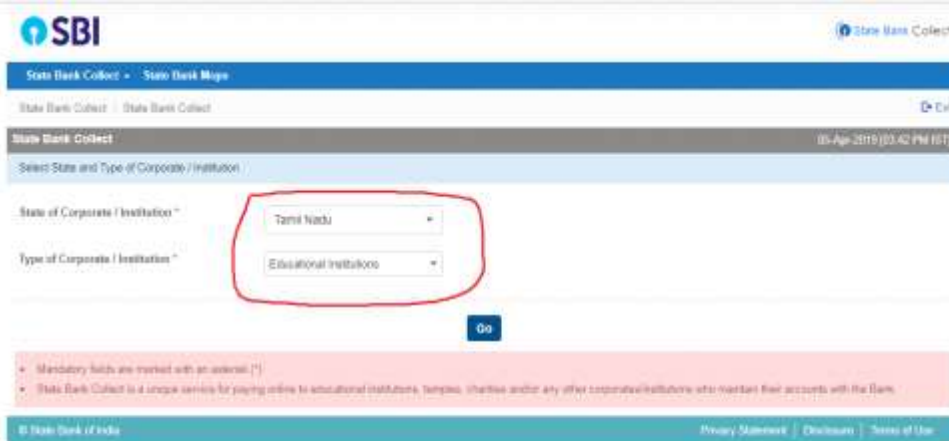
- Proceed as instructed and Click on 'Submit'
- On the next screen, verify the details and click on 'Confirm'. If there is any correction go back and do the correction.
- Now you will be taken to payment gateway
- Select appropriate 'Mode of Payment'
- Check the charges/commission applicable for selected 'Mode of Payment'
- Pay 'online' using Internet Banking/Credit Card/Debit Card and print the receipt for your record

Access [www.onlinesbi.com/sbicollect/icollecthome.htm](http://www.onlinesbi.com/sbicollect/icollecthome.htm)



The screenshot shows the State Bank Collect homepage. At the top, there is a navigation bar with the SBI logo and 'State Bank Collect' text. Below this is a banner with the text 'STATE BANK COLLECT A MULTI-MODAL PAYMENT PORTAL'. The main content area is titled 'DISCLAIMER CLAUSE' and 'Terms Used'. It contains a list of terms and conditions. A checkbox with a checkmark is highlighted with a red circle, and the text 'I have read and accepted the terms and conditions stated above.' is visible. Below the checkbox is a 'Proceed' button. At the bottom, there is a footer with '© State Bank of India' and links for 'Privacy Statement', 'Disclosure', and 'Terms of Use'.

Click Check box to accept Terms and Conditions and click on Proceed



The screenshot shows the State Bank Collect registration form. The form has a header with the SBI logo and 'State Bank Collect' text. Below the header, there is a navigation bar with 'State Bank Collect' and 'State Bank Mgrs'. The main content area is titled 'State Bank Collect' and shows the date '05-Apr-2019 (03:42 PM IST)'. The form has two dropdown menus: 'State of Corporate / Institution' with 'Tamil Nadu' selected, and 'Type of Corporate / Institution' with 'Educational Institutions' selected. A 'Go' button is visible below the dropdowns. At the bottom, there is a footer with '© State Bank of India' and links for 'Privacy Statement', 'Disclosure', and 'Terms of Use'.

Select State as 'Tamilnadu'

• Select Type of Category as 'Educational Institutions'

The screenshot shows the SBI State Bank Collect portal. At the top, there is a navigation bar with the SBI logo and 'State Bank Collect'. Below this, there are breadcrumb links: 'State Bank Collect > State Bank Mops'. The main content area has a header 'State Bank Collect' and a timestamp '05-Apr-2019 (07:43 PM IST)'. A section titled 'Select from Educational Institutions' contains a dropdown menu for 'Educational Institutions Name \*'. The selected option is 'CONFERENCE AND WORKSHOP NIT TRICHY', which is circled in red. Below the dropdown are 'Submit' and 'Back' buttons. A red banner at the bottom of the form area contains the text: 'Mandatory fields are marked with an asterisk (\*)'. The footer includes '© State Bank of India' and links for 'Privacy Statement', 'Disclaimer', and 'Terms of Use'.

Select the Name of the institution as "CONFERENCE AND WORKSHOP NIT TRICHY"

The screenshot shows the SBI State Bank Collect portal at a later stage. The header and navigation are the same. The main content area now displays the selected institution: 'CONFERENCE AND WORKSHOP NIT TRICHY' with the address 'NIT TRICHY, TRICHY-620015'. Below this is a section titled 'Provide details of payment'. A dropdown menu for 'Select Payment Category \*' is open, showing a list of categories. The selected category is 'INTERNATIONAL CONFERENCE - IMICPW19 (ECE DEPT)', which is circled in red. Other categories in the list include 'INTERNATIONAL CONFERENCE - IMEC19 (MEC DEPT)', 'INTERNATIONAL CONFERENCE - IMME19 (IIME DEPT)', 'INTERNATIONAL CONFERENCE-IMM19 (IIME DEPT)', and 'WORKSHOP - BIO ENERGY AND BIO FUELS (IHL DEPT)'. A red banner at the bottom of the form area contains the text: 'Mandatory fields are marked with an asterisk (\*)' and 'The payment structure document if available should be in the format of'. The footer is the same as in the previous screenshot.

Select the payment category as "INTERNATIONAL CONFERENCE - IMICPW19 (ECE DEPT)"

CONFERENCE AND WORKSHOP NIT TRICHY  
NIT TRICHY, , TRICHY-820015

Provide details of payment

Select Payment Category \*

INTERNATIONAL CONFER

NAME OF THE PARTICIPANT \*

NAME OF THE CO-AUTHOR/SPOUSE \*

NAME OF THE REGISTERED AUTHOR \*

NO. OF PAPERS SUBMITTED BY  
REGISTERED AUTHOR \*

PAPER ID \*

PAPER THEME \*

TITLE OF THE PAPER \*

AFFILIATION OF THE PARTICIPANT \*

REGISTRATION CATEGORY \*

--Select REGISTRATION CATEK

EMAIL ID \*

MOBILE NUMBER \*

PAYMENT AMOUNT IN Rs. \*

OTHER FEES IN Rs.

Remarks

- PLEASE CONFIRM THE DETAILS BEFORE PROCEEDING FOR PAYMENT. SAVE THE COPY OF E-RECEIPT FOR FUTURE REFERENCE. FOR ANY QUERIES PLEASE CONTACT DR. LAKSHMINARAYANAN G, laksh@nitt.edu, 9442940144 or Dr. THILAGAVATHY R, thilagavathy@nitt.edu, 9442014818
- PLEASE INPUT ANY OTHER RELATED INFORMATION (IF ANY) IN REMARKS

Please enter your Name, Date of Birth (For Personal Banking) / Incorporation (For Corporate Banking) & Mobile Number.  
This is required to reprint your e-receipt / remittance(PAP) form, if the need arises.

Name \*

Date Of Birth / Incorporation \*

Mobile Number \*

Enter the text as shown in the image \*








B1EA9

On the next screen, Enter Name of Participant, , Paper ID, Registration category, Payment amount etc.

and in the bottom portion of the page Enter Name, Date of Birth, mobile number for reprinting receipt.

- Proceed as instructed and Click on 'Submit'

NET BANKING	CARD PAYMENTS
 Bank Charges: 11.8 <a href="#">▶</a>	This payment mode is not available between 23:30 hours IST and 00:30 hours IST.
 Bank Charges: 17.7 <a href="#">▶</a>	 State Bank ATM-cum-Debit Card Bank Charges: Rs 11.8 <a href="#">▶</a>
	 Other Banks Debit Cards Bank Charges: Rs 12.98 <a href="#">▶</a>
	 Credit Cards Bank Charges: Rs 12.98 <a href="#">▶</a>
	<b>OTHER PAYMENT MODES</b>
	 SBI BRANCH Bank Charges: Rs 59.0 <a href="#">▶</a>
	 Buddy Bank Charges: Rs 5.9 <a href="#">▶</a>

Click on the link through which you wish to make payment and proceed further.